

# Graywolf®

A DBM GLOBAL COMPANY



WE ARE BUILDERS  
DATA DRIVEN. EXPERIENCE INFORMED.





# WE START & END WITH SAFETY

The safety and well-being of our employees is the most important responsibility that we have as a company. We ensure our employees return home the same way they left, unharmed.

By involving our safety department while developing our estimates, our safety plan is formed day one and utilized through to the last day of the project, in a predictive safety environment.

GrayWolf's industry leading practices coupled with proprietary tracking tools provide project-based dashboards so our teams can identify potential hazards from leading indicators before they create accidents.

---

## OUR GOAL IS TO ELIMINATE ALL WORKSITE INCIDENTS.

# WE ARE BUILDERS FIRST

From nearly half a century of being builders, we understand that the traditional construction model fractures shared knowledge and a project's continuity. We believe there is a better way.



---

## THE NEXT GENERATION IN PROJECT DELIVERY

We are a world leading construction company that provides solutions for your asset's lifecycle from design through to fabrication, construction and facility management.

By integrating and leveraging both the construction and technology expertise held across our family of companies, we are uniquely positioned to deliver a

de-risked end to end solution to both industrial and commercial construction markets.

Building upon a foundation of world class technologies and model-based workflows we manage the evolution and utilization of critical data from early design through to an operating asset.



# WE HELP OUR CLIENTS ACHIEVE PROJECT DELIVERY CERTAINTY

GrayWolf is a premier structural steel, industrial construction and maintenance provider.

Our end-to-end capability allows us to inform project execution strategies that optimize how projects are delivered that eliminate waste and risk typically experienced in the transition between design to construction and construction to operations.

Our clients depend on us for our ability to complete projects safely and on time, with the highest quality.

## PRECONSTRUCTION

- + Digital Engineering
- + Modeling & Detailing Services
- + Estimating
- + Design Assist
- + Scheduling, Budgeting and Project Controls
- + Constructability Planning+ Complex Logistics Planning
- + Procurement



## FABRICATION & MODULARIZATION

- + Structural fabrication
- + Pipe racks
- + Modularization of large assemblies
- + Plate fabrication
- + Pipe spools
- + Equipment skids
- + API & ASME vessels



## CONSTRUCTION

- + Sitework / civil
- + Concrete
- + Steel erection
- + Equipment setting
- + Field erected tanks & vessels
- + Piping
- + Electrical & instrumentation
- + Specialty construction (HRSG, boilers, ACC's)



## FACILITY SUPPORT

- + Facility management
- + Plant turnarounds
- + Plant outages
- + Core maintenance
- + Mission critical



# OUR COMMERCIAL AND INDUSTRIAL EXPERTISE SPANS MULTIPLE ESSENTIAL AND EMERGING MARKETS

---

- + Biomass
- + Chemicals
- + Commercial
- + Convention & Event Centers
- + Data Centers

- + Energy
- + Government
- + Healthcare
- + Leisure
- + Manufacturing

- + Metals & Mining
- + Oil & Gas
- + Pulp, Paper & Wood
- + Renewables
- + Water

ON AVERAGE, OUR CLIENT RELATIONSHIPS ARE 15+ YEARS STRONG, COLLABORATING ON DOZENS TO HUNDREDS OF PROJECTS, DELIVERED IN MULTIPLE STATES.



## A RARE COMBINATION OF MULTI-DISCIPLINE & STRUCTURAL STEEL UNDER ONE ROOF

Our fabrication capabilities span heavy fabrication, structural fabrication, large plate, duct, tank, vessel and modularization requirements.

Our footprint is strategically close to water ways and heavy haul truck routes to easily serve project locations while reducing our carbon footprint.



- Office Locations
- GrayWolf Fabrication Shops
- Other DBM Global Fabrication Shop Locations\*

# 1978

Established

# 8

Offices

# 800+

Highly Skilled Modelers  
& Detailers

# 16

Fabrication Shops\*

# 2.1M

Sqft Under Roof\*

# 10,000+

Available Craft Labor

# 5000+

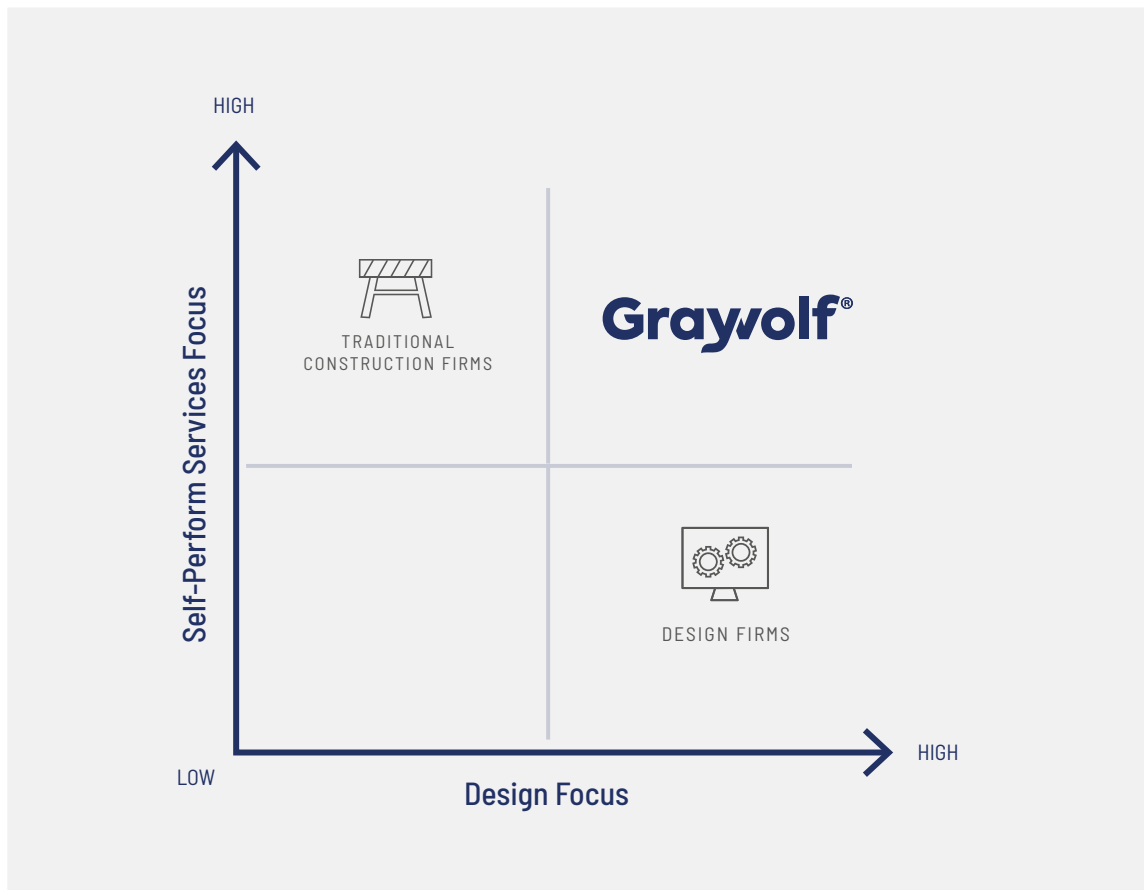
Completed projects in  
the last 10 years

\*Total footprint of all companies

# WE STAY AHEAD OF EMERGING DEMANDS IN OUR INDUSTRY

Our approach focuses on interconnecting our building experience with the design process so we can dramatically reduce risk through every phase of an asset's lifecycle, from concept to completion.

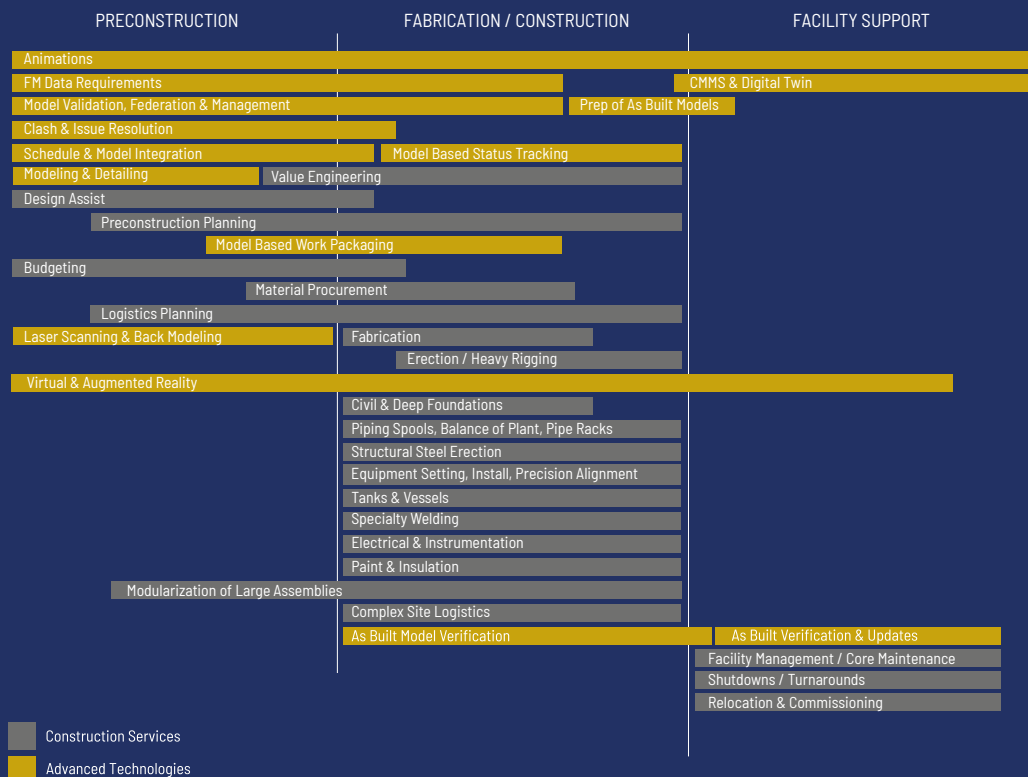
A project is at risk when the delivery model is based around the traditional phases without considering what happens in the transition between each. Different from traditional construction firms or design firms, our integrated approach mitigates project delivery risk while ensuring consistently high quality, in a safe environment.





# ADVANCED TECHNOLOGIES THAT SUPPORT YOUR PROJECT LIFE CYCLE

Leveraging advanced technologies, our end-to-end services solve complex project challenges while achieving significant efficiencies.

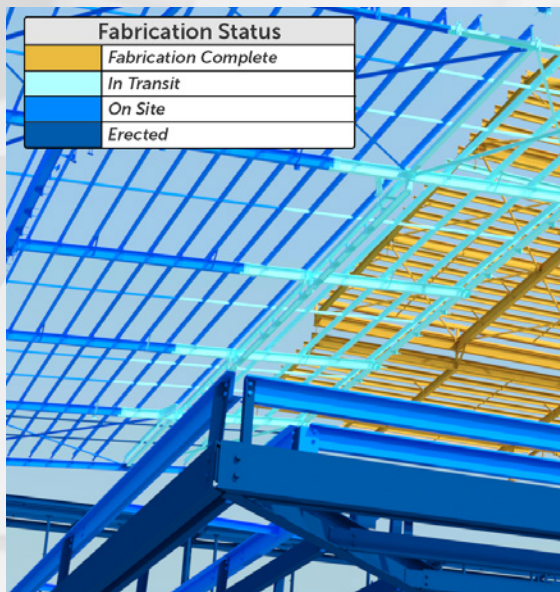


- + REDUCED REWORK TIME
- + INCREASED SAFETY
- + INCREASED QUALITY
- + LOWER RISK FOR PROJECT TEAM

# LEVERAGING INTELLIGENCE IN PROJECT MODELS

Using predictive technologies and smarter processes, we envision the entire project lifecycle. This enables our cross-functional teams to positively influence its outcome by informing critical design decisions that optimize total material, fabrication and construction costs by leveraging our:

- + Proven technologies & processes
- + Fabrication & erection capabilities and capacity
- + Experience in commercial and heavy industrial services
- + Operations and maintenance expertise



Select examples of our model-based workflows:

- + Constructability planning
- + Schedule & model integration
- + Clash & issue resolution
- + Modeling for fabrication, installation & maintenance
- + Modularization
- + Model-based work packaging
- + Digital work instructions
- + Laser scanning & back modeling
- + Digital twins

THIS HOLISTIC VIEW ENSURES PROJECT DELIVERY STRATEGIES THAT OVERLAP ALL PROJECT PHASES, ULTIMATELY MITIGATING RISK WHILE EXPEDITING SCHEDULE.



# AS A PARTNER, WE'RE HERE TO BE YOUR RESOURCE AND ANSWER ALL OF YOUR QUESTIONS

Invite GrayWolf to join your team early in the process to gain visibility and de-risk your project with our end-to-end expertise.

---

## GET IN TOUCH

### HEADQUARTERS

2205 Ragu Drive  
Owensboro, KY 42303  
(270) 854-2299  
industrial@graywolf.com

280 Ellis Smeathers Road  
Owensboro, KY 42303

111 - 4320 E. Presidio Street  
Mesa, AZ 85215  
(480) 718-1091  
structural@graywolf.com

14500 Smith Road  
Humble, TX 77396  
(281) 441-5400  
structural@graywolf.com

30333 County Road  
Loxley, AL 36551  
(770) 740-0029  
industrial@graywolf.com

3550 Francis Circle  
Alpharetta, GA 30004  
(770) 740-0029  
industrial@graywolf.com

210 - 2905 Premiere Pkwy  
Duluth, GA 30097  
(678) 821-7061  
industrial@graywolf.com

37 Artley Road  
Savannah, GA 31408  
(770) 740-0029  
structural@graywolf.com

30333 County Road  
Loxley, AL 36551  
(770) 740-0029  
industrial@graywolf.com

GAIN PREDICTABILITY.  
REDUCE RISK.

---

**Graywolf<sup>®</sup>**

A DBM GLOBAL COMPANY

